

# Usa-DSL: Usability Evaluation Framework for Domain-Specific Languages

Ildevana Poltronieri

Pontifical Catholic University of Rio Grande do Sul  
Porto Alegre, RS, Brazil  
ildevana@gmail.com

Maicon Bernardino

Federal University of Pampa - UNIPAMPA  
Alegrete, RS, Brazil  
bernardino@acm.org

Avelino Francisco Zorzo

Pontifical Catholic University of Rio Grande do Sul  
Porto Alegre, RS, Brazil  
avelino.zorzo@pucrs.br

Marcia de Borba Campos

Pontifical Catholic University of Rio Grande do Sul  
Porto Alegre, RS, Brazil  
marciabcampos@hotmail.com

## ABSTRACT

Software quality is a constant concern for software engineers. Hence, they are increasingly taking advantage of new methods to evaluate their products quality. For instance, the evaluation of languages developed for specific domains, which in the literature are known as Domain-Specific Languages (DSLs), is a growing concern. DSLs are languages used by different developers to solve problems of specific domains. Regarding the evaluation of these languages, several experimental studies that subjectively evaluate usability can be found in the literature, but few of them have taken advantage of applying Human-Computer Interaction (HCI) techniques. Therefore, the goal of this paper is to present a usability evaluation framework for DSLs, called Usa-DSL. In order to produce a first evaluation of the framework, we use a Focus Group method, in which seven subjects met to discuss our proposed framework. This discussion resulted in modifications of our initial proposal, which were incorporated in the final framework presented in this paper.

## CCS CONCEPTS

• **Software and its engineering** → Domain specific languages;  
• **Human-centered computing** → Usability testing; • **General and reference** → *Focus group; Empirical studies;*

## KEYWORDS

Usability evaluation, Usability testing, Domain specific languages

### ACM Reference Format:

Ildevana Poltronieri, Avelino Francisco Zorzo, Maicon Bernardino, and Marcia de Borba Campos. 2018. Usa-DSL: Usability Evaluation Framework for Domain-Specific Languages. In *SAC 2018: SAC 2018: Symposium on Applied Computing*, April 9–13, 2018, Pau, France. ACM, New York, NY, USA, 9 pages. <https://doi.org/10.1145/3167132.3167348>

Publication rights licensed to ACM. ACM acknowledges that this contribution was authored or co-authored by an employee, contractor or affiliate of a national government. As such, the Government retains a nonexclusive, royalty-free right to publish or reproduce this article, or to allow others to do so, for Government purposes only.

*SAC 2018, April 9–13, 2018, Pau, France*

© 2018 Copyright held by the owner/author(s). Publication rights licensed to the Association for Computing Machinery.

ACM ISBN 978-1-4503-5191-1/18/04...\$15.00

<https://doi.org/10.1145/3167132.3167348>

## 1 INTRODUCTION

Usually, General-Purpose Languages (GPL), such as Java, C#, Ruby, Python, among others, are used for software development. On one hand, this variety of programming languages, allied with the complexity of several applications, may present several difficulties regarding system modeling, implementation, evaluation and maintenance. This may cause different problems and also compromise the quality of the developed systems. On the other hand, there are domain-specific applications that may benefit from languages with specific characteristics, which contribute on the increment of performance, representations, business domain abstraction, better communication between developers and business analysts, among others aspects. Hence, through the development of different languages, system engineers try to facilitate the knowledge sharing of certain domains.

Languages used to describe characteristics of certain domains are called Domain-Specific Languages (DSLs) [12]. Currently, DSLs have been developed and applied to several different domains. For example, there are DSLs applied to software architectures anomalies [1] and performance testing [7] [8]. The difference among these DSL are defined by their syntax and semantic, which are determined by the problem domain. It is important to mention that several different DSLs can be used to represent a domain in order to model its characteristics, without necessarily overlapping them.

Despite all the benefits of DSLs, there is still some effort needed to develop these DSLs. Therefore, it is important that these languages meet several usability and satisfaction criteria related to the user experience [21]. Meeting these criteria will enable users to use these languages in a more independent and easier way. This is even more important if we consider the existing diversity of domains and contexts in which DSLs can be applied to. Furthermore, users (*i.e.* software engineers) satisfaction is an important criteria that has to be taken into account when developing a DSL.

Therefore, considering different DSL concepts, or even different domains in which DSLs are applied to, this paper presents a framework to evaluate the usability of DSLs: the Usability of Domain-Specific Languages (Usa-DSL) framework. This framework takes into consideration the aspects from Human-Computer Interaction and apply them to the evaluation of the usability of DSLs. This paper also presents a first evaluation of the framework based on the Focus Group method [14, 15].

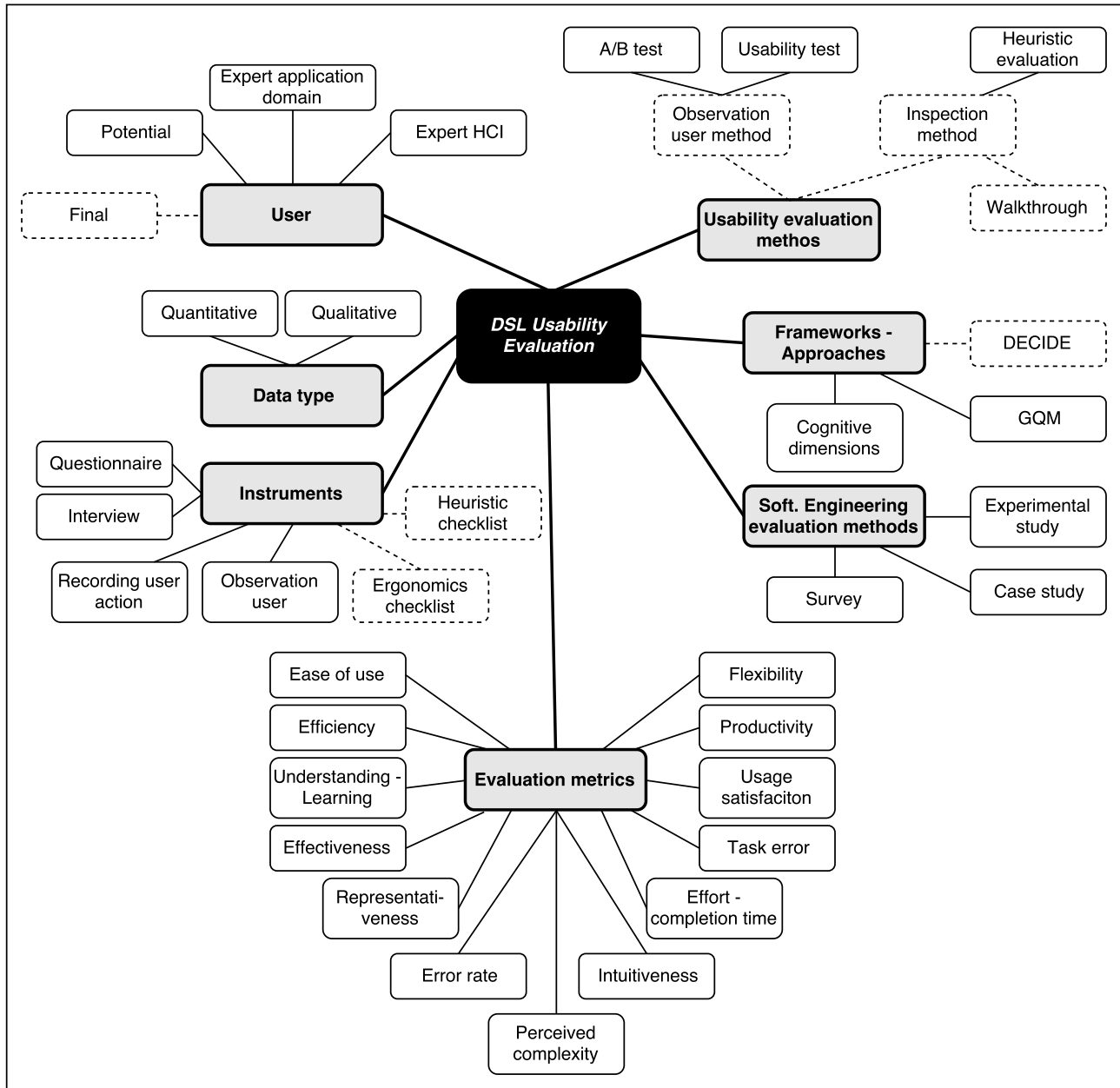


Figure 1: DSL Usability Evaluation Taxonomy [18]

This paper is organized as follows. Section 2 presents the related work. Section 3 presents the Usa-DSL framework, as well as motivations for the study. Section 4 introduces the Focus Group, describing the pilot instrument as well as the planning, preparation and moderation phases of the evaluation. Finally, Section 5 presents the conclusion and points out our future work.

## 2 RELATED WORK

In [18] a Systematic Review was performed and presents a taxonomy for DSL usability evaluation (see Figure 1). The main works

described in that paper, and that are related to this work are as follows.

Albuquerque *et al.* [1] presented an evaluation method called Cognitive Dimensions (CD) that contains 14 dimensions. Such dimensions served to base the development of the characteristics of their work that are: DSL expressiveness, which refers to in what extend the DSL represents the domain, and DSL conciseness, which refers to what terms can be deleted without compromising the domain artifact representativeness. These characteristics were also divided into metrics such as: expressiveness, which is composed of

hidden dependencies, abstractions, mapping proximity; and, conciseness, which is composed of viscosity, visibility, diffusion and hard mental operations.

Barisic *et al.* [4] suggested that for usability evaluation it is important to first define the usability requirements. Each requirement is assessed by a set of quantitative metrics using Goal Question Metric paradigm (GQM). Regarding cognitive aspects, Barisic *et al.* [6] performed a controlled experiment with six participants to evaluate a cognitive model to languages based on user scenarios. The cognitive activities, in which in the language are: syntax and semantic learning, syntax composition needed to fulfill a role, syntax understanding, syntax debugging, and changing a function that was written by any developer.

Although Ewais and Troyer [11] did not explicitly describe an evaluation method, they used a strategy to evaluate the usability of a language before it would be implemented. To perform this evaluation, fourteen subjects participated in the experiment to evaluate the use of visual domain specific modelling languages for designing.

Different from other studies, Barisic *et al.* [5] presented the analysis of four controlled experiments. The authors mentioned that the usability evaluation performed in each experiment was based on users interviews, open questionnaires, testing using tools support and multiple-choice questionnaires. Barisic *et al.* [3] used a recommendation-based methodology that considers user-centered techniques. The main activities that their methodologies describe are: domain analysis, language design, controlled experiment as testing, deployment and maintaining.

Sinha *et al.* [21] based their evaluation on four heuristics proposed by Nielsen, and for each heuristic there was a set of metrics. On one hand, learnability was measured through the number of errors a subject committed, divided by effort; while efficiency was measured by the size of the test set divided by effort. On the other hand, satisfaction was measured in four levels: frustrating, unpleasant, pleasant, and pleasurable. Therefore, it was possible to have a quantitative evaluation of a DSL when analyzing its usability.

From other point of view, Seffah *et al.* [20] mentions the obstacles that occur to the stakeholders roles on the development process, arguing that the terms “friendly user interface” and “user interface” are obstacles to interactive and usable systems. The author points out that the behaviour of both communities illustrates the separation, isolating the user interface from the rest of the system.

Another important studies is presented by Alonso-Rios *et al.* [2] that describing a usability taxonomy. This proposed taxonomy helped us to support the development of our framework, once many attributes shown in the authors’ taxonomy, from the perspective of system usability, were deal in our proposal.

Although several researchers have presented some ideas on how to evaluate DSLs, all of them evaluate DSLs in an *ad hoc* manner. In [18] we presented the first ideas related to developing a new framework to evaluate DSLs usability. Regarding the techniques and methods, some studies present the adaptation or use of a set of usability metrics. Despite the efforts in previous research, there is still a lot of work to transform the conception of DSLs into an easier and more comprehensible and expressive task in relation to the domain that they intend to represent. In addition, it is also necessary to develop processes, methods and techniques that assist

in the usability assessment of DSLs. The next section presents the description of the Usa-DSL framework. The current framework includes suggestions from a Focus Group that was applied to evaluate the framework (see Section 4).

### 3 USA-DSL FRAMEWORK

In order to understand how, usually, DSL designers evaluate DSL usability, we performed a Systematic Review [18] to find the works that apply HCI concepts [16, 17, 22] in their evaluation (see Section 2). As mentioned before, different studies presented some discussion on how to use usability concepts to evaluate a DSL, however, to the best of our knowledge, no framework or method to perform usability evaluation of DSLs has been proposed. Therefore, this section presents a framework to evaluate DSL usability, called Usability Evaluation for Domain Specific Language Framework (Usa-DSL).

The next sections will present some details of the Usa-DSL framework.

#### 3.1 Usa-DSL Structure

The Usa-DSL framework structure is based on the project life cycle process [22], which is composed of phases, steps and activities (see Figure 3). Basically, Usa-DSL is organized in phases, in which a set of steps has to be taken. For each step in a phase, there is one or none activity that has to be executed. Notice that some steps, in certain phases, have no activities, *e.g.* step “2 - Ethical and Legal Responsibilities” in phase Analysis has no activity, while this same step in phase Execution has activity “E2 - Introduce the Form and Collect Signatures of Subjects”.

There are four phases in our framework: Planning, Execution, Analysis and Results (PEAR phases). Each phase can be split in a set of the following steps: 1 - Evaluators Profiles, 2 - Ethical and Legal Responsibilities, 3 - Data Type, 4 - Empirical Study Method (SE), 5 - Evaluation Method (HCI), 6 - Metrics, 7 - Gathering Instruments, 8 - Evaluation Instructions, 9 - Evaluation Conduction, 10 - Data Packaging and 11 - Evaluation Reporting.

Important to notice that the PEAR phases have to be executed, for each step, in that order. Finally, there are thirty two (32) activities that are distributed between phases and steps.

The Usa-DSL framework structure was planned in order to be adapted to the needs of each evaluation. It is possible to begin the “Planning” phase from any of the steps present in our framework. For example, the evaluator can start the evaluation planning by the “P1 Define Evaluators Profiles” activity, or by the “P3 Define Data Type” activity. This will improve the framework flexibility, since it allows different evaluator to start the evaluation based on the activities that they feel more comfortable with, the ones that they already have some data, or even the activities that are easier to perform for a specific DSL. Besides, if the evaluator wants to perform a step in each of the PEAR phases, that also is possible, for example, it is possible to execute all activities from step “1 - Evaluators Profile” in all PEAR phases before starting activities in any other step. Furthermore, not all steps have to be performed. Some of them might not be executed, for example, the “4 - Empirical Study Method (SE)” step is only needed if the end user will be involved. Figure 2 shows a high-level diagram of the order in which steps/activities in the PEAR phases can be executed.

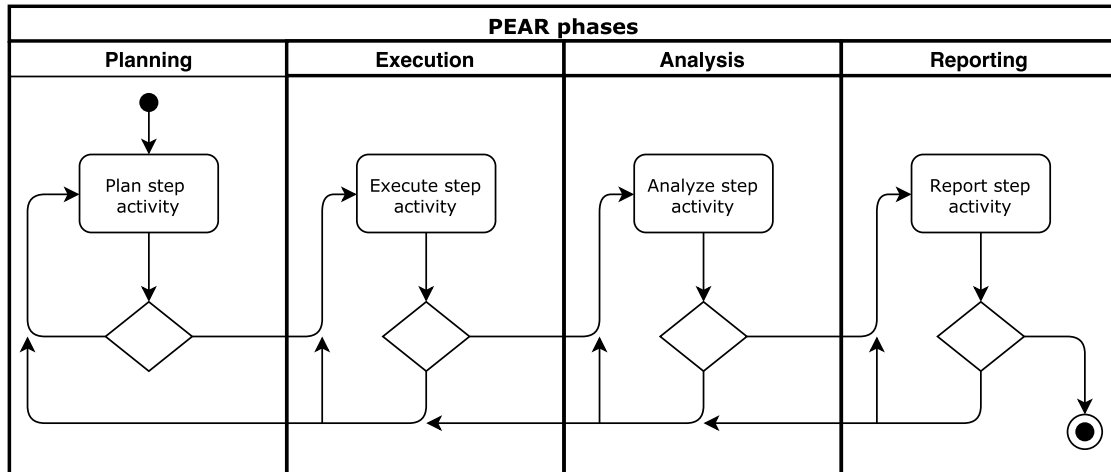


Figure 2: PEAR phases steps/activities order

### 3.2 Usa-DSL Phases

As mentioned before, the Usa-DSL framework contains the PEAR phases (see Figure 3). Each phase has a set of activities that is related to a respective step.

*Phase 1 - Planning:* in this phase, the evaluator organizes the planning of the aspects that will be used in order to evaluate the DSL. In this phase, documents must be defined and created, as well as decision-making about the data that has to be collected or what kind of user will be part of the evaluation, for example. To summarize, this phase is where the structure and planning of the evaluation will be constructed.

*Phase 2 - Execution:* in this phase, the documents created are used, subjects are recruited, environments are created and the evaluation is performed, following the already defined protocol.

*Phase 3 - Analysis:* this phase aims to accomplish the analysis of the artifacts created on the Planning and Execution phases. On the Planning phase, this analysis is executed in order for the documents to be adapted and, therefore, the decisions about the evaluation execution can be made. In this phase, the analysis is focused on the collected data and tasks created.

*Phase 4 - Reporting:* in this phase, the evaluator will register the used protocol, the created artifacts and analyzed data.

### 3.3 Usa-DSL Steps

The Usa-DSL framework is composed of eleven (11) steps. The steps of the Usa-DSL framework are described next (see Figure 3).

*Step 1 - Evaluators Profiles:* in this step the evaluator profile is defined, instruments to identify the evaluator are applied, the evaluator profile is analyzed and a report on that is written [1, 4, 10, 11, 13].

*Step 2 - Ethical and Legal Responsibilities:* similarly to the DECIDE Framework, which is an evaluation guide [17], Usa-DSL follows the best practices of ethical and legal issues to protect the user data, dignity, anonymity and well-being. Furthermore, it has to include some description to inform the users that they can stop the evaluation at any time they are not comfortable with some aspects

of the evaluation process. At the end of this step, all the signed documents from the subjects are organized.





*Step 3 - Data Type:* in this step the type of data that will be used is defined, *i.e.* the evaluator defines whether the collected data is quantitative, qualitative or both. This will depend on the method that will be used, for example, usability testing uses quantitative, while user observation can use qualitative data. Basically, this step contains only one activity that is performed during the Planning phase.

*Step 4 - Empirical Study Method (SE):* the Empirical Study Method suggested for Usa-DSL is based on the Wohlin *et al.* [23] proposal, which can be a survey, a case study or a controlled experiment. These methods can be defined based on, for example, the evaluator's profile (Step 1) or the data that will be collected (Step 3). The Empirical Study Method can be used with other evaluation methods, *e.g.* usability testing or heuristic evaluation. However, the restrictions and characteristics of every method must be always respected.

*Step 5 - Evaluation Method (HCI):* the evaluation methods defined on Usa-DSL can be, for example, user observation evaluation, usability testing, inspection evaluation, or heuristic evaluation. The user observation evaluation must be applied when the study intention is to obtain the end users opinion about the DSL usability aspects. The inspection evaluation aims to verify the relevance of the language on the usability specialist level.

*Step 6 - Metrics:* the metrics used on Usa-DSL were defined from an SLR mapping [18]. They are comprehension/learning, ease of use, effort/conclusion time, observed complexity and efficiency. These metrics will guide the definition of the evaluation instruments questions to be applied during the evaluation. Similarly to Step 3, this step has only one activity performed during the Planning phase.

*Step 7 - Gathering Instruments:* the instruments were based on the studies of [17] and [19], *e.g.* heuristic checklist, ergonomic checklist, questionnaires, interview, use observation or user action recording.

Steps	Phases			
	 Planning	 Execution	 Analysis	 Reporting
1- Evaluators Profiles	P1 Define Evaluators Profiles	E1 Apply Instruments to Identify Profiles	A1 Analyze Evaluator Profiles	R1 Report Evaluator Profiles
2- Ethical and Legal Responsibilities	P2 Define Informed Consent Term	E2 Introduce the Form and Collect Signatures of Subjects		R2 Report Subjects Number and the Form Used
3 – Data Type	P3 Define Data Type			
4 - Empirical Study Method (SE)	P4 Define Empirical Study Method	E4 Develop and Conduct Protocol	A4 Analyze the Developed Protocol	R4 Report the Developed Protocol
5 - Evaluation Method (HCI)	P5 Define Evaluation Usability Type	E5 Prepare the Evaluation		R5 Report Conduction Evaluation
6 - Metrics	P6 Define Metrics for Language Validation			
7 – Gathering Instruments	P7 Define the Instruments of Data Gathering	E7 Data Collection	A7 Analyze the Collected Data	R7 Report Data Analysis
8 – Evaluation Instructions	P8 Define the Instruments of Instruction and Training	E8 Introduce Instruments of Instruction and Conduct Training		R8 Report the Instruments
9 - Evaluation Conduction	P9 Define Execution Place	E9 Execution of Tasks and Evaluation Conduction	A9 Analyze the Performed Tasks	R9 Report Tasks Analysis
10 – Data Packaging	P10 Define Data Storage	E10 Store Data Obtained		
11 – Evaluation Reporting	P11 Define Study Reporting		A11 Analyze the Documentation	R11 Report the Results and Analyzed Information
	Activities			

**Figure 3: Usa-DSL Framework Structure**

*Step 8 - Evaluation Instructions:* according to Wohlin *et al.* [23], the evaluation instructions can be composed of use manual, instruments or task to be performed. These instruments must be distributed and used when executing an empirical method. They are used, for example, to clarify the participants of the evaluation on what will be evaluated and when the evaluation will take place.

*Step 9 - Evaluation Conduction:* this is the step in which the aspects defined on the previous steps are applied. Therefore, it is necessary that the previous steps were executed and tested thoroughly, before involving the evaluation participants. Hence, a pilot test must be executed prior to the application of the evaluation to the actual participants. This will guarantee that the evaluation is viable. Furthermore, it is also important to guarantee that the needed number of participants will be achieved, otherwise, the results may not be statistically relevant, if a quantitative evaluation is being performed.

*Step 10 - Data Packaging:* when the evaluation is finalized, the used material for training and collected data should be stored in a safe place with easy access in order to allow the study replication when necessary. This will allow future language evaluation and its comparison with the new collected data.

*Step 11 - Evaluation Reporting:* this report must follow the evaluation method that was chosen in step “5 - Evaluation Method (HCI)”. Each evaluation method provides a specific report with different fields that must be filled.

### 3.4 Usa-DSL Activities

The Usa-DSL framework activities are composed by a set of actions used to plan, execute, analyze and report the evaluation. The full set of activities can be seen in Figure 3. Due to space limitation, we describe only the activities from the Planning phase in detail. The description of the activities from the Execution, Analysis

and Reporting phases can be found at <https://github.com/Ildevana/Usa-DSL/wiki/Usa-DSL-Structure>.

It is worth mentioning that the identification of each of the 32 activities is composed of an ID and its name. ID is composed of a letter and a number. The letter represents a phase and the number a step, e.g. “E5 Prepare the Evaluation” is an activity that belongs to phase Execution and is associated with the “5 - Evaluation Method (HCI)” step.

The Planning phase contains eleven (11) activities. These activities define the whole evaluation protocol, and therefore are worth describing thoroughly in this paper. They are as it follows.

*P1 - Define Evaluators Profiles:* the goal of this activity is to define the evaluators profiles, which will be related to the evaluation method that will be used. The evaluation can be performed by, for example, a HCI expert, a domain analyst, a domain developer or a Domain Tester.

*P2 - Define Informed Consent Term:* it is a formal document that describes the evaluation goal, how the evaluation will take place, how the data will be collected, how the data will be protected, and so on. Usually, it is recommended the use of ethical codes from organizations like, for example, The Association for Computing Machinery (ACM)<sup>1</sup>.

*P3 - Define Data Type:* the collected data type from the evaluation can be quantitative and/or qualitative. The quantitative data are numeric results that predict the quantity of answers attributed to determined item of a question. The qualitative data is composed of subjective information related to the participant’s opinion about studied object. These data aim to predict what kind of information the evaluator intends to obtain. Albuquerque *et al.* [1] suggest the use of two data types, in order to obtain a wider and more complete view about the participant opinions. Barisic *et al.* [4], on the other hand, use quantitative data and consider that to be sufficient for the goal of their research.

*P4 - Define Empirical Study Method:* there are different empirical evaluations methods that can be used to evaluate usability. These methods have to involve users during data collection. This activity is closely related to activity P2. Examples of empirical methods are: Controlled Experiment, Survey or Case Study.

*P5 - Define Evaluation Usability Type:* as mentioned in the description of step 5 - Evaluation Method, evaluation can be through end users, HCI or DSL experts. This activity is related to activities P1, P3 and P4.

*P6 - Define Metrics for Language Validation:* the metrics depend on the evaluation goal and usability criteria that someone wants to evaluate. Examples of criteria that may be evaluated are: easy to learn, easy to remember, easy to use, effort/conclusion time, perceived complexity, utility, satisfaction, conclusion rate, task error rate, efficiency or effectiveness.

*P7 - Define the Instruments of Data Gathering:* some of the instruments that can be used to collect data can be heuristic checklist, log capture, use observation, interview or questionnaire.

*P8 - Define the Instruments of Instruction and Training:* the Usa-DSL framework use the following instruments: DSL guide, user scenario and language presentation. This activity also defines the

tasks that will be executed by the user, when an empirical method is chosen. In that case, this activity has a close relation to P3, P4 and P5.

*P9 - Define Execution Place:* the place where the evaluation will take place depends on the data type that will be collected, the empirical study method that was chosen or even the usability type. For example, places could include a laboratory, via e-mail or through web, or even the users work place.

*P10 - Define Data Storage:* data packaging is a important activity, since this data might be used later in to replicate the evaluation.

*P11 - Define Study Reporting:* this activity is responsible for describing the way the results of the evaluation will be registered.

The activities for the Execution phase are: *E1 - Apply Instruments to Identify Profiles*, *E2 - Introduce the form and collect signatures of subjects*; *E4 - Develop and Conduct Protocol*; *E5 - Prepare the Evaluation*; *E7 Data Collection*; *E8 - Introduce Instruments of Instruction and Conduct Training*; *E9 - Execution of Tasks and Evaluation Conduction*; and, *E10 - Store Data Obtained*.

As mentioned before, the Analysis phase aims to: *A1 - Analyze Evaluators Profiles*; *A4 - Analyze the Developed Protocol*; *A7 - Analyze the Collected Data*; *A9 - Analyze the Performed Tasks*; *A11 - Analyze the Documentation*.

The final phase is Reporting, which is composed of eight (8) activities that aim to register what was performed during the previous evaluation phases. These activities are: *R1 - Report the Profiles*; *R2 - Report Subjects Number and the Form Used*; *R4 - Report the Developed Protocol*; *R5 - Report Conduction Evaluation*; *R7 - Report Data Analysis*; *R8 - Report the Instruments*; *R9 - Report Tasks Analysis*; *R11 - Report the Results and Analyzed Information*.

## 4 EVALUATION: FOCUS GROUP

In order to evaluate the Usa-DSL framework several strategies could have been used, for example, a focus group [15] or an empirical controlled experiment [23]. In this paper we present the evaluation we performed using a focus group method, which gathers qualitative data during group discussion sessions. This method was chosen because it is a useful method that can be used to measure the reaction of specialists and, therefore, some straightforward conclusions can be drawn by the group. A focus group is organized in phases [9, 14, 15]: planning, preparation, moderation, data analysis and dissemination of results. Usually, a focus group is composed by a moderation team (normally an interviewer/facilitator and moderation assistants) and a set of subjects. In our evaluation we invited, as subjects, HCI, Software Engineering and Performance Testing experts.

Furthermore, to verify whether the focus group phases were ready to be applied to the subjects, we used a test pilot with two subjects. These subjects belonged to the DSL Canopus project [7] [8]: a project analyst and a developer. After the test pilot, some modifications were applied to the framework structure before submitting it to the focus group, for example, timings were altered, the questionnaires glossary was improved, and the number of activities that would be discussed was reduced. These two subjects were later involved in the focus group as assistants, one as recorder and other as timekeeper.

<sup>1</sup><https://www.acm.org/about-acm/acm-code-of-ethics-and-professional-conduct>

The next sections detail the results from each phase of the focus group.

#### 4.1 Planning and Preparation

The main goal of the focus group was to validate the Usa-DSL framework in order to understand whether the framework phases, steps and activities would effectively prepare a usability protocol to evaluate the usability of a DSL. Hence, the planning and preparation phases had to allow the subjects, during the moderation phase, to understand the framework structure and objectives. Furthermore, the planning and preparation had to be able to produce good discussions among the subjects during the moderation phase. Hence, the discussion session guide, documents to be presented to the subjects, questions that needed answers, and all the environment for the focus group, were planned/ prepared during these phases. All these were previously verified in the test pilot, as mentioned before.

During the planning phase, the goals of the focus group, the profiles of the subjects, the way the discussion would be conducted, the role of the interviewer and the assistants, date and place for the focus group, and which documents would be used, were defined. The goal was already mentioned in the previous paragraph. Date and place were set as 2017, May and a technological park from a federal university<sup>2</sup>, respectively. Also, as mentioned before, the subjects had to have experience on using or designing DSLs, or understanding of HCI evaluation. Some of the subjects had knowledge on both HCI and DSLs. In the end, seven subjects were selected to be part of the focus group.

In order to prepare the environment, and to avoid any kind of interruption during the discussion session, the following preparation was executed prior to the evaluation of the Usa-DSL framework: (1) the meeting room was prepared with some audio and video recording equipment; (2) all the printed documents were reviewed and accounted for; (3) audio and recording equipment were tested.

In order to assist the subjects to visualize the framework structure a board with the Usa-DSL framework (see Figure 3) was always available for the subjects. Subjects also used post-it, pens, and had access to the guide, informed consent term and questionnaire.

#### 4.2 Moderation

In the moderation phase, we ensured that the subjects felt comfortable, respected and free to expose their opinions [14]. To achieve this goal, a script was followed as a guide. This script presents a welcome message to the subjects, the instructions on the “Informed Consent Term”, the completion of the profile questionnaire and the printed documents that would be used during the session<sup>3</sup>.

In order to achieve this goal, a guide as a script was suggested. This script shows a welcome message to the subjects, the instructions about the Informed Consent Term, the completion of the characterization questionnaire and a document describing all activities that would be performed during the session.

To mitigate understanding problems during the discussion session, the context of each research topic was presented and, also,

how the session would be organized. The first part of the session would be used to discuss the steps of the framework (see Figure 3). After that, each of the phases of the framework would be discussed. The third part of the session would be used to discuss the activities of the framework. Finally, during the closing of the session, some general discussion on the initial framework proposal and the considerations from the group would be presented. In the last part of the session, the subjects would also present some final considerations.

During the session parts, the mediator would allow free discussions among the subjects. The mediator would only intervene when the discussion would get out of the scope of the goal of the focus group, or when some of the subjects was not participating in the discussion. The subjects were free to discuss any topic (in each part of the session, as explained before), and they would decide what had to be performed regarding each topic, *i.e.* to maintain, to join, to modify, to include, to change syntax, to change semantics, or to remove something. In each part of the session, the group would elect a rapporteur that was responsible to fill the questionnaire at the end of each part of the discussion session.

The duration of the discussion session was two hours and twenty minutes (2h20min), including the presentation time of each topic, its objectives and intentions. The opinions expressed by the subjects were recorded in audio and video and later transcribed. Namely, the audio recording was used to support the video recording, so that it could help in understanding the discussion.

#### 4.3 Data Analysis

The phase of analysis and interpretation of the generated data constitutes an important part of the qualitative research, considering the context, the behavior and the perception of the subjects [14] [15]. For the data analysis phase, the audio from the video was transcribed and the recorded audio was used when the sound of the video was not clear. The transcript followed the order in which the study script was planned, separating the discussion by session and comparing with what was reported in the questionnaire delivered by the rapporteur. The analysis presented in this section were firstly performed by one researcher, and later the conclusions were discussed with a second researcher to validate the results. The subjects experience, expressed in the profile questionnaire and presented in the Table 1, was also taken into account.

The next sections present a summary of the subjects discussions. This summary was based on the transcription of the recordings performed during the discussion session.

*4.3.1 First Session Part: Usa-DSL Steps.* At the start of this session part, the subject identified by S1 mentioned that he had already read the material that he had received by e-mail. Furthermore, he also said that the framework seems to be for generic enough to be used not only for DSLs. He questioned the reason for the existence of steps “4 - Empirical study method” and “5 - Evaluation method”, but as the discussion progressed he understood that one step is related to SE and the other one to HCI. S2 mentioned the “3 - Data Type” step and asks the other subjects why the “3 - Data Type” step should be defined before the “4 - Empirical Study Method” step. He mentions that if he knew how to use a particular method, it would be easier to define the “3 - Data Type”. However, S5 said that the order of the steps “3 - Data Type” and “4 - Empirical Study Method”

<sup>2</sup>Technological Park of Pampa (PampaTec) from the Pampa Federal University (Unipampa). <http://porteiros.s.unipampa.edu.br/pampatec/>

<sup>3</sup>Due to space limitation, we provide a set of documents in an online repository - <http://tiny.cc/SAC-UE-2018>.

**Table 1: Subjects Profile - Focus Group**

S	Profile
S1	Used DSL UML and SQL, but did not participate in a development project. Participated in a heuristic evaluation, but did not conduct usability assessments. Never participated or conducted empirical experimental evaluation.
S2	Used DSL SQL, UML and Relax and participated in the development project of DSL Relax. Participated and conducted a heuristic evaluation. He participated in a survey, but never conducted any empirical experimental evaluation.
S3	Used DSL SQL, UML and HTML, but did not participate in a development project. Participated in a heuristic evaluation, but did not conduct usability assessments. Participated in a controlled experiment and conducted a survey.
S4	Used DSL SQL and HTML, but did not participate in a development project. Participated in a heuristic evaluation, but did not conduct usability assessments. He participated in a case study, a controlled experiment and a survey, but never conducted an empirical experimental evaluation.
S5	Used DSL SQL and HTML, but did not participate in a development project. Participated in a heuristic evaluation, but did not conduct usability assessments. Participated in a controlled experiment, but never conducted an experimental empirical evaluation.
S6	Used DSL Method 2ed, VDM-SL, Vienna, but did not participate in the development project. Participated in the Usability Test and Heuristic Evaluation and also conducted a Usability Test. It did not answer the question of participation in an empirical experimental evaluation but claims to have conducted a case study and experiment.
S7	Made use of DSL SQL, UML and HTML, but did not participate in the development project. Participated and conducted a Heuristic Evaluation. Did not conduct or participate in an empirical experimental evaluation.

makes sense and argued with S2 that it would not be enough to be an expert in a method to perform an evaluation. In the first interaction of subject S4, he expressed his idea that steps “3 - Data Type” and “4 - Empirical study Method” should be merged, but was convinced by the explanation of S6 that the data type must be defined before the empirical study method and stated that the data to be collected can change the method to be applied. S3 agreed that “3 - Data Type” must be defined before the “4 - Empirical Study Method”; at this point the interviewer instigated S7 to participate in the discussion, but he did not have anything further to add.

*“[...] the order of the Data Type and Empirical Study Method makes sense, if I am, for example, an expert in an empirical study method it would not be enough to carry out an evaluation, because if the data we want to obtain is quantitative and he only knows how to do Case Study this would not solve [...]” (S5)*

*“[...] the data to be collected can change the empirical study method to be applied.” (S6)*

The second issue raised was regarding step “6 - Metrics”. Subjects S2 and S4 repeatedly questioned whether metrics should be selected from the data type or whether they would depend on the empirical study method and whether metrics could be changed or new metrics could be included at the time of the evaluation. After a lot of questioning, S4 concluded that the choice of metrics is based on the data type and the group was persuaded to maintain the order.

The last issue to be discussed was on step “8 - Evaluation Instructions”. S7 suggested that it should be placed before step “6 - Metrics”, but quickly S5 replied that it was not possible to instruct someone about the evaluation before beginning the evaluation. After that, this issue was considered as resolved by the subjects.

At the end of the topic, when the rapporteur began to respond the questionnaire, the group suggested reading item by item so that,

in common agreement, the alternatives, justifications and changes would be described. Basically, the subjects strongly agreed with most questions that were asked in the questionnaire. Although they believed step “7 - Gathering Instruments” could be changed to “7 - Evaluation Tools”, in the end, they did not really suggested that change since it was not mandatory. After 15 minutes of discussion, the group decided not to modify the steps of the framework.

*“[...] cannot instruct on the system operation before preparing the evaluation.” (S5)*

This section described how the subjects behaved during the discussion session. The next sections, we do not present the way they discussed, but describe a summary of the discussion in each session part.

**4.3.2 Second Session Part: Usa-DSL Phases.** Initially, Usa-DSL was composed of the following phases: “Definition”, “Execution”, “Analysis” and “Results”. However, during the discussion session it was clear that the “Definition” term should be wider, and, therefore, it was changed to “Planning”. There were some questioning related to the “Execution” and “Results” terms. The subjects were not convinced when the evaluation data collection, recording and results dissemination activities should be performed. In the end, there was a general understanding that the “Execution” phase should include activities related to data collection. Besides, the “Results” phase name was changed to “Reporting”, since it includes the activities “Record of Results” and “Data Collection”.

*“[...] the term “Results” does not seem to be a good name for a phase [...] results gives a discontinuity perception, and it seems that the evaluation finishes there and that there is nothing else to be done [...]” (S4)*

*“[...] the term “Results” is not clear for a phase name [...]” (S5)*

**4.3.3 Third Session Part: Usa-DSL Activities.** At the beginning of the third session part, a board with the complete view of the framework was presented to all the subjects. This board contained the framework phases, steps and activities, even though during this part of the session the goal was to discuss only the framework activities (see Figure 3). Furthermore, a document containing each activity description was available. First, the description was read and discussed by the subjects.

First, there was a discussion on the activities names and whether they were included in the right phase. There was not questioning regarding the step in which the activity was included to. After that, the subjects chose an activity randomly to start the discussion. Some subjects questioned the importance to include the place in which the evaluation would take place, and also if this could be included in an activity called “Define and Conduct the Evaluation”. In the end, the subjects considered that it would be important to keep the activity as “Define Execution Place”.

In order to organize the discussions, the subjects decided to discuss the activities by phase. There were some suggestions to split activities (“Prepare and Conduct the Evaluation”), to join activities (“Execution of Tasks” and “Evaluation Conduction”) and to create new activities (“Compile and Protocol Review”). Regarding this suggestions, S3 led the discussion and pointed out that their goal was to evaluate the Usa-DSL framework structure and not to describe



activities following some usability evaluation method or software testing technique.

At the end of this part of the session, the subjects read the description of the activities again and decided to make some corrections on duplicated information in the activities. The subjects also considered that the examples mentioned in the “Define Experimental Study Method” activity could induce to someone to choose certain evaluation method. Hence, if that was not the intention, then that should be avoided.

During the discussions about the framework activities, there was a better understanding on the Usa-DSL framework. See some statements from some of the subjects:

“The execution of the framework works as a matrix that crosses steps and phases that results in activities.” (S4)

“The framework is a set of good practices.” (S6)

**4.3.4 Fourth Session Part: Usa-DSL Structure.** The last part of the discussion session was used to close the discussion and also to confirm the framework structure that was suggested by the focus group. Even though the duration of the discussion session was long, *i.e.* 2h20min, the subjects remained interested and engaged in the discussions. They confirmed that the structure of the framework was good and only some minor changes should be made, for example, change some terms names. Some minor comments were added at this moment. For example, S4 suggested that a document describing recommendations or usage rules should be added. S1 mentioned that it seemed that an evaluator with no experience in usability evaluation would be able to carry out an evaluation using this framework. Two subjects, S1 and S6 said that it would also be important to have a workflow for an evaluator to make it easier for someone to follow the framework. The subjects also reported that they had plenty of time to discuss all the topics that were supposed to be discussed.

## 5 CONCLUSION

Domain engineers aim to, through the development of different languages, facilitate the creation of new concepts and theories in order to minimize the difficulties inherited from applications development. One way of minimizing this difficulties it to use Domain Specific Languages, DSL. Although these languages help the developers, their usability has to be analyzed in a thorough way.

This paper presented a framework that will help DSL developers to evaluate the usability of the languages that they are proposing. This framework was evaluated using a focus group method, which confirmed that the framework will help DSL developers. The subjects that participated in the focus group had previous experience developing or using DSLs and they believe their job would have been easier if they had the framework to help to improve the DSLs.

For future research, it would be important: (1) To accomplish the evaluation of several DSLs, preferably using different usability methods and also the Usa-DSL framework; (2) To evaluate DSLs using different evaluator profiles or different evaluation frameworks; (3) To propose a process in order to assist the activities presented in the Usa-DSL framework; (4) To improve artifacts, such as: checklist, manuals, questionnaires and protocols, which will support the evaluation process and the Usa-DSL framework; (5) To evaluate empirically the artifacts developed using the Usa-DSL framework.

## ACKNOWLEDGEMENT

The authors would like to acknowledge DELL and CAPES for their financial support during the development of this work.

## REFERENCES

- [1] D. Albuquerque, B. Cafeo, A. Garcia, S. Barbosa, Silvia Abrahão, and Antônio Ribeiro. 2015. Quantifying Usability of Domain-Specific Languages: An Empirical Study on Software Maintenance. *Journal of Systems and Software* 101 (2015), 245–259.
- [2] D. Alonso-Ríos, A. Vázquez-García, E. Mosqueira-Rey, and V. Moret-Bonillo. 2009. Usability: A Critical Analysis and a Taxonomy. *International Journal of Human-Computer Interaction* 26, 1 (2009), 53–74. <https://doi.org/10.1080/10447310903025552>
- [3] A. Barisic, V. Amaral, and M. Goulão. 2012. Usability Evaluation of Domain-Specific Languages. In *Quality of Information and Communications Technology*. 342–347.
- [4] A. Barisic, V. Amaral, M. Goulão, and A. Aguiar. 2014. Introducing Usability Concerns Early in the DSL Development Cycle: FlowSL Experience Report. In *International Workshop on Model-Driven Development Processes and Practices*. 8–17.
- [5] A. Barisic, V. Amaral, M. Goulão, and B. Barroca. 2012. Evaluating the Usability of Domain-Specific Languages. *Formal and practical aspects of domain-specific languages: Recent developments* (2012).
- [6] A. Barisic, V. Amaral, M. Goulão, and B. Barroca. 2011. Quality in Use of Domain-specific Languages: A Case Study. In *3rd ACM SIGPLAN Workshop on Evaluation and Usability of Programming Languages and Tools*. 65–72.
- [7] M. Bernardino, E. Rodrigues, and A. Zorzo. 2016. Performance Testing Modeling: an empirical evaluation of DSL and UML-based approaches. In *31st ACM Symposium on Applied Computing*. 1660–1665.
- [8] M. Bernardino, A. Zorzo, and E. Rodrigues. 2016. Canopus: A Domain-Specific Language for Modeling Performance Testing. In *9th International Conference on Software Testing, Verification and Validation*. 157–167.
- [9] M. Bloor, J. Frankland, M. Thomas, and K. Robson. 2001. *Focus Groups in Social Research*. Sage Publications Ltd. 120 pages.
- [10] F. Cuenca, J. V. Bergh, K. Luyten, and K. Coninx. 2015. A User Study for Comparing the Programming Efficiency of Modifying Executable Multimodal Interaction Descriptions: A Domain-specific Language Versus Equivalent Event-callback Code. In *6th Workshop on Evaluation and Usability of Programming Languages and Tools*. 31–38.
- [11] A. B. Ewais and O. De Troyer. 2014. A Usability Evaluation of Graphical Modelling Languages for Authoring Adaptive 3D Virtual Learning Environments. In *6th International Conference on Computer Supported Education*. 459–466.
- [12] M. Fowler. 2010. *Domain Specific Languages* (1 ed.). Addison-Wesley Professional.
- [13] I. Gibbs, S. Dascalu, F. C. Harris, and Jr. 2015. A Separation-based UI Architecture with a DSL for Role Specialization. *Journal of Systems and Software* 101 (2015), 69 – 85.
- [14] R. A. Krueger and M. A. Casey. 2002. Designing and Conducting Focus Group Interviews. *Social analysis, selected tools and techniques* 4, 23 (2002), 4–24.
- [15] D. L. Morgan. 1996. Focus Groups. *Annual Review of Sociology* 22, 1 (1996), 129–152.
- [16] J. Nielsen. 1993. *Usability Engineering*. Morgan Kaufmann Publishers Inc., San Francisco, CA, USA.
- [17] J. Preece, H. Sharp, and Y. Rogers. 2015. *Interaction Design: Beyond Human-Computer Interaction*. Wiley.
- [18] I. Rodrigues, M. B. Campos, and A. Zorzo. 2017. Usability Evaluation of Domain-Specific Languages: a Systematic Literature Review. In *19th International Conference on Human-Computer Interaction*. 522–534. [https://doi.org/10.1007/978-3-319-58071-5\\_39](https://doi.org/10.1007/978-3-319-58071-5_39)
- [19] J. M. Rouly, J. D. Orbeck, and E. Syriani. 2014. Usability and Suitability Survey of Features in Visual Ides for Non-Programmers. In *5th Workshop on Evaluation and Usability of Programming Languages and Tools*. 31–42.
- [20] A. Seffah, R. Djouab, and H. Antunes. 2001. Comparing and Reconciling Usability-Centered and Use Case-Driven Requirements Engineering Processes. In *2nd Australasian User Interface Conference*. 132–139. <https://doi.org/10.1109/AUIC.2001.906292>
- [21] A. Sinha and C. Smidts. 2006. An Experimental Evaluation of a Higher-Ordered-Typed-Functional Specification-Based Test-Generation Technique. *Empirical Software Engineering* 11, 2 (2006), 173–202. <https://doi.org/10.1007/s10664-006-6401-9>
- [22] D. Stone, C. Jarrett, M. Woodroffe, and S. Minocha. 2005. *User Interface Design and Evaluation*. Elsevier Science.
- [23] C. Wohlin, P. Runeson, M. Höst, M. C. Ohlsson, B. Regnell, and A. Wesslén. 2012. *Experimentation in Software Engineering: An Introduction*. Springer - Verlag.